



District Report Card: 2017


State: Haryana	District: Gurgaon
Class: 8	Subject: Language
Schools: 49	Students: 931


Participation/Coverage


Students

<div>GENDER</div> <div></div>	Boys				Girls			
	Number		%		Number		%	
	441		47.37		490		52.63	

<div>AREA</div> <div></div>	Rural				Urban			
	Number		%		Number		%	
	523		56.18		408		43.82	

<div>CATEGORY</div> <div></div>	SC		ST		OBC		GEN	
	Number	%	Number	%	Number	%	Number	%
	235	25.24	15	1.61	222	23.85	459	49.30

<div>CWSN</div> <div></div>	LD	VI	HI	S&LD	ID	Oth
	7	0	2	7	4	15

<div>Management</div> <div></div>	Government			Government-aided		
	Number		%	Number		%
	883		94.84	48		5.16

Average Performance of Students in Language (%)

Overall	Gender		Area		Management		Social Group			
	Male	Female	Rural	Urban	Govt.	Aided	SC	ST	OBC	GEN
60.97	61.54	60.46	59.59	62.75	60.94	61.53	57.50	57.33	59.01	63.82

Performance on Learning Outcomes (LOs)

Learning Outcomes	Description	Average Performance(%)
L813	Read textual/non-textual materials with comprehension and identifies the details, characters, main idea and sequence of ideas and events while reading	60.97

Range of Performance of Students who Answered Correctly							
Below 30%		30% - 50%		50% - 75%		Above 75%	
Number	%	Number	%	Number	%	Number	%
93	9.99	170	18.26	428	45.97	240	25.78

Lowest Performing Learning Outcomes (LOs)

1 - Read textual/non-textual materials with comprehension and identifies the details, characters, main idea and sequence of ideas and events while reading (60.97)